



FOOD COURT **TRAINING PROTOCOLS**



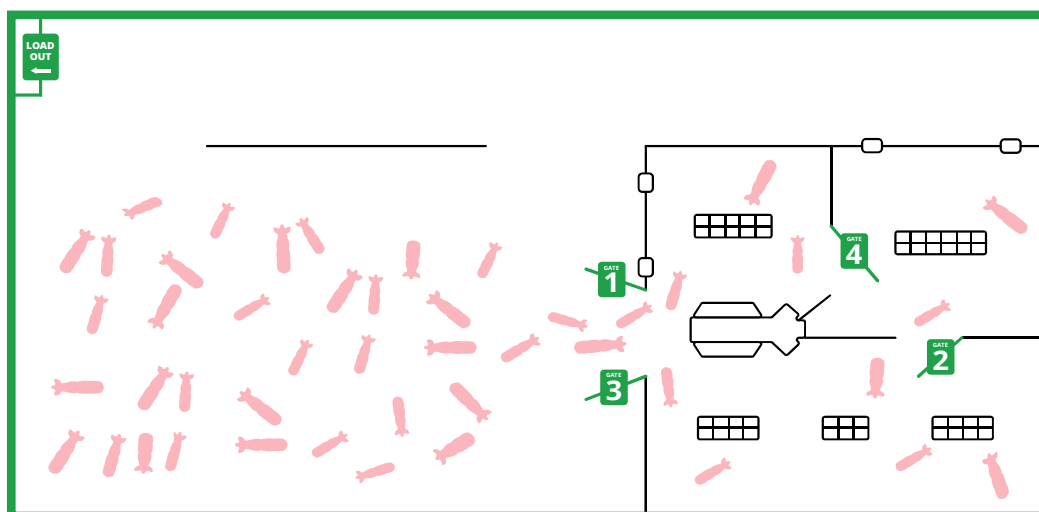
To get the most out of your **ProSort System**, it's important to ease the pigs into using the sorter. Here's how to train pigs over a 5-week period to maximize flow-through, feeding efficiency, and weight consistency.

WEEK 1-2

Training Mode (Initial Acclimation)

When the pigs first arrive, the system should be set to **Training Mode**. In this mode:

- All gates and the sorter are left open.
- The sorter automatically switches pen access every 20 minutes.
- This helps the pigs explore the pens freely and become familiar with the layout.



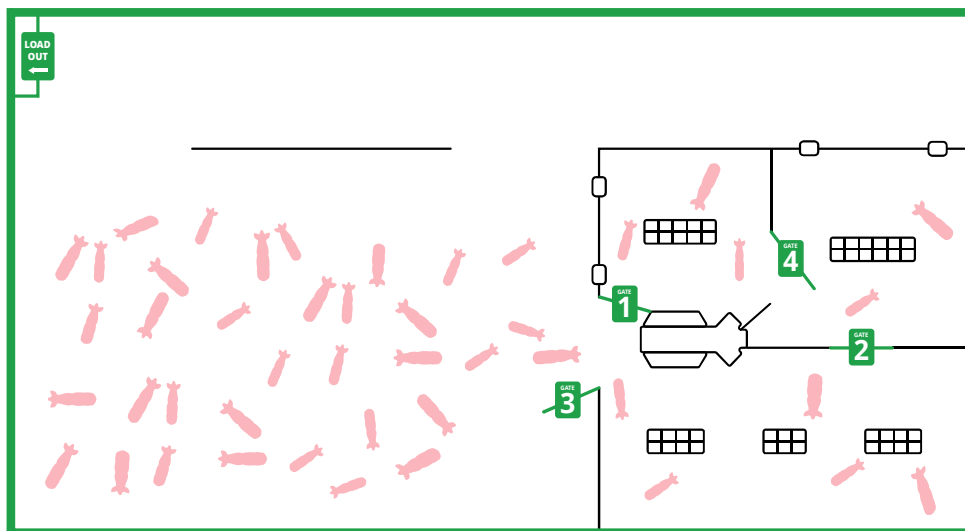
By the end of Week 2, pigs should be comfortable moving through the system and with the general routines of the barn.

WEEK 3

Light and Heavy Pens Closed (Sorter Familiarization)

At the start of Week 3:

- The gates to the **Light (Gate 1)** and **Heavy (Gate 2)** feed pens are closed.
- Pigs must use the sorter controlled gates to enter these pens.
- The one-way gates and sorter remain open, allowing pigs to freely move into the **Medium (3)** pen, if they don't want to use the sorter controlled gates yet.



This setup encourages pigs to start interacting with the sorter without forcing them to use it just yet.

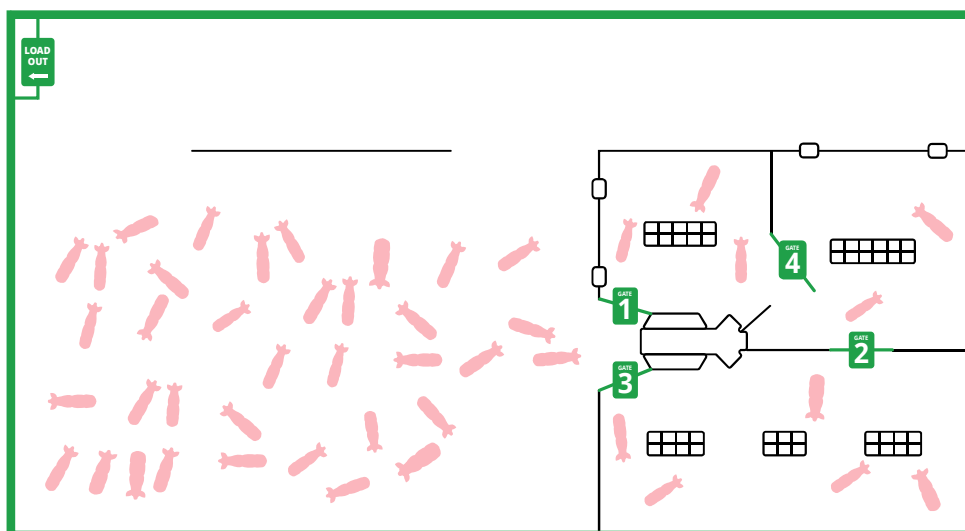
WEEK

4

Medium Pen Closed (Sorter Use Begins)

At Week 4:

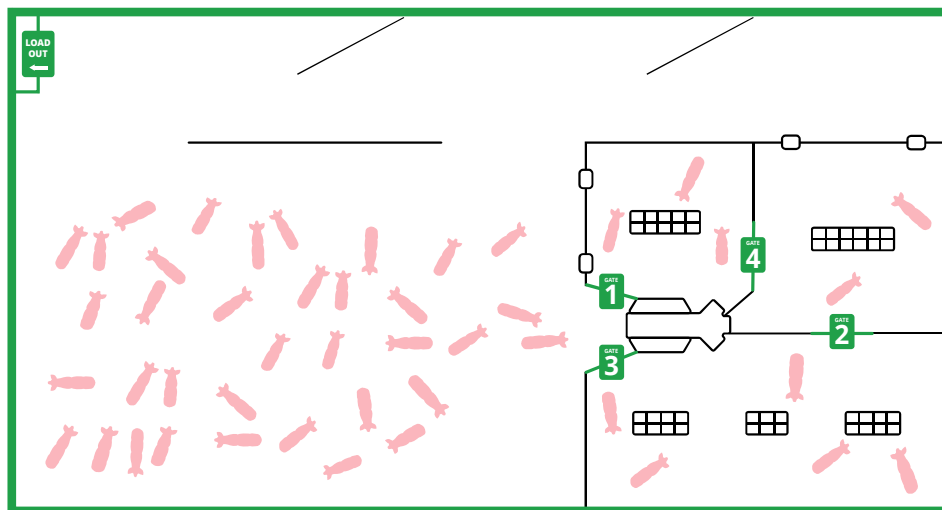
- The **Medium (Gate3)** feed pen is now closed.
- Pigs can only access any of the three feeding areas by passing through the only gate opened by the sorter.



The sorter continues operating in **Training Mode**, switching access to pens randomly. By now the pigs will be moving through the system with confidence.

Auto-Curve Mode (Intelligent Feeding)

- Starting in Week 5, the system can be switched into **Auto-Curve Mode**.
- Pigs are weighed automatically and sent to the correct pen based on their weight.
- **Light pigs** go to a pen with higher protein feed to encourage growth.
- **Heavy pigs** are sent to a pen with the **maintenance (lower protein)** diet to keep them on target without overfeeding.



This ensures each pig receives exactly what it needs, leading to uniform growth and more consistent market weights.



Important: One day after starting **Auto-Curve Mode**, close the gate between the **Light** and **Heavy pens (Gate 4)** to ensure pigs follow their assigned routes.



Leading the World
in Auto-Sorting
Technology



prosortsystems.com

605.239.4025